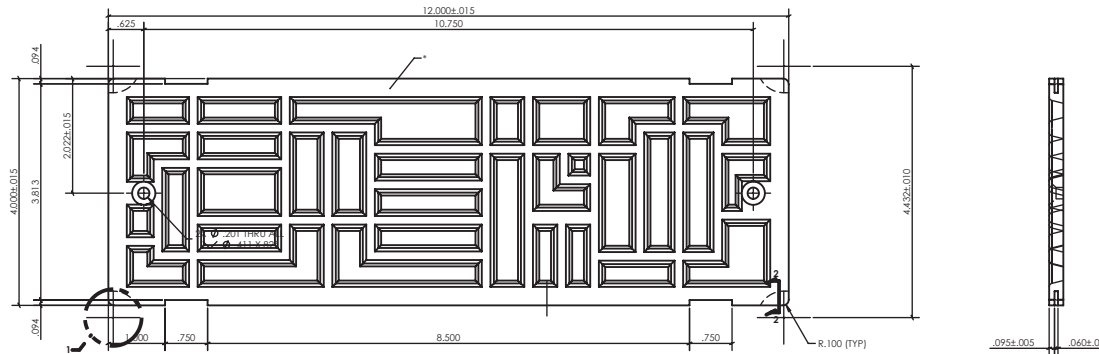
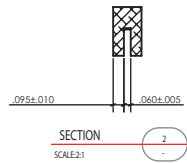
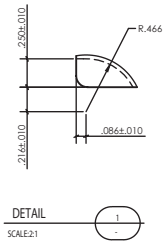


MARK	PC. DET.	QTY	STEEL SHAPE	DESCRIPTION / 1ST DIMENSION	2ND DIM	LENGTH	REMARKS	WT	SF
Vi-4x12	-	-	-	VENT INSERT FOR 4x12				0.71	0.7
	pa	-	PL	0.25	4	12		0.71	0.70



DETAIL: SVI-4x12-H



PROTECTED BY: PATENT
All Rights Reserved LICENSING
COPYRIGHT
TRADEMARK

NO.	DATE	REVISION	BY	DESCRIPTION
0	04/24/20	ISSUED FOR FABRICATION	DL	DETAIL VENT INSERT FOR 4x12 TORNADO

DRAWN BY: Don Berlowski	DATE: 02/20/20	SCALE: 1:1
CHECKED BY:	DATE:	CJOB NO.:
DWG NO.: SVI-4x12-T	SHEET NO.: 1 OF 1	REV.: 0

FABRICATION TOLERANCES: (UNLESS NOTED)